



■ Acrylic Plier Rack




A. 1115

■ Acrylic Stand



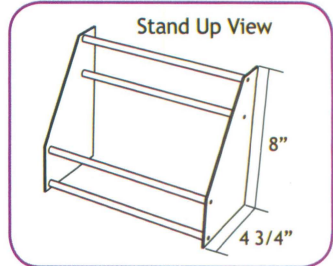
B. T1010

■ Acrylic Tool Organizer



NEW

C. T18-1011



■ Beadpro™ Multifunction Stations



D. BP811 -54

* U. S. Patents Pending



E. 91-811

* Bag sold separately

Bag Fits
BP811-54



F. BP803 -54

A. 1115 10 1/2" x 3 3/4" x 4" H (26.7 x 10 x 10.2cm)

- * 10 holes in various sizes
- * Tools not included

B. T1010 4 1/4" x 3" x 3/4" H (10.8 x 7.6 x 2cm)

- * 40 - 3/32" holes
- * Tools not included

C. T18-1011 13" x 8" x 4 3/4" H (33 x 20.3 x 12.1cm)

- * 2 Display options
- * Assembly required
- * Tools not included

D. BP811-54 20" x 16" x 5 1/8" H (50.8 x 40.6 x 13cm)

- * 5 drawers and 2 bars for pliers
- * 6 compartments & 1 large compartment
- * 3 layers to hold burs

E. 91-811 21" x 5 1/2" x 17" H (53.3 x 14 x 43.2cm)

- * Carrying case for #BP811 -54

F. BP803-54 18" x 6" x 9 1/2" H (45.7 x 15.2 x 24.1cm)

- * 8 drawers and 1 bar for pliers, tools
- * 2 elastic straps on lid to hold small tools
- * 3 layers to hold burs
- * Tools not included

G. BP801-54 7" x 10 3/8" x 6" H (17.8 x 26.3 x 15.2cm)


- * 1 drawer and 1 bar for pliers
- * 7 compartments for wire, string rolls
- * 3 elastic straps on lid to hold small tools
- * Tools not included



G. BP801 -54

Mini Tool Organizers

- * Fit perfectly on top of our mini workbenches.
- * U. S. Patent



A. BP292



B. BP294



* Add benchtop organizer to double your storage area

A. BP292

18" x 5" x 7 3/8" H (46 x 13 x 19cm)

- * 2 bars holding pliers, tools
- * 4 drawers (1 drawer for testing kits)
- * 3 layers holding burs
- * 6 compartments
- * Fit on any 20" or wider workbench (mini workbench BP210-1, BP220-1 or regular workbench)
- * Assembly required, tools not included

B. BP294

18" x 5 1/2" x 13" H (46 x 14 x 33cm)

- * 2 bars holding pliers, 1 ruler bar
- * 2 slightly angled shelves
- * 8 hooks for hanging beadstring spools, wires and tools
- * Fit on any 20" or wider workbench (mini workbench BP210-1, BP220-1 or regular workbench)
- * Assembly required, tools not included

C. BP210-1

20" x 16" x 10" H (51 x 41 x 25cm)

- * 4 graduated drawers (1 drawer is lockable)
- * Aluminum-lined work tray
- * Insert-holes for mandrels
- * 1 armrest for support
- * Hardwood bench pin
- * Railing prevents items from falling off the back or sides

D. BP220-1

20" x 16" x 10" H (51 x 41 x 25cm)

- * 9 storage drawers, center drawer is lockable
- * A center pull-out shelf
- * Railing prevents items from falling off the back or sides

E. BP281-1

17 3/4" x 13 1/4" x 25 3/4" H (45 x 34 x 65cm)

- * hardwood legs
- * Supports mini workbench BP210-1, BP220-1

F. T1100-2

2 3/4" x 6 1/4" x 1 1/2" H (7 x 16 x 4cm)

- * Fit with mini workbench, or regular workbench

G. T30-1702

3 1/2" x 3" x 15" H (9 x 7.6 x 38.1cm)

- * New low-heat LED design, silent, no cooling fan needed.
- * 5,500K, offers pure white light.
- * 6W, 100-120V no Adapter needed.
- * 30,000 hours of quality lighting.
- * The half clear and half opaque LED tube housing allows easy adjustment of brightness
- * Flex gooseneck lamp with 3 tubes of LED.



G. T30-1702



Mini Workbenches

- * These mini-scale versions of the jeweler's workbench are compact and portable to fit in small spaces.




C. BP210-1



D. BP220-1

Folding Legs



E. BP281-1




Customize your own space-saving work area by mixing and matching the organizer with the workbench and supporting bench stand.

Bench Pin

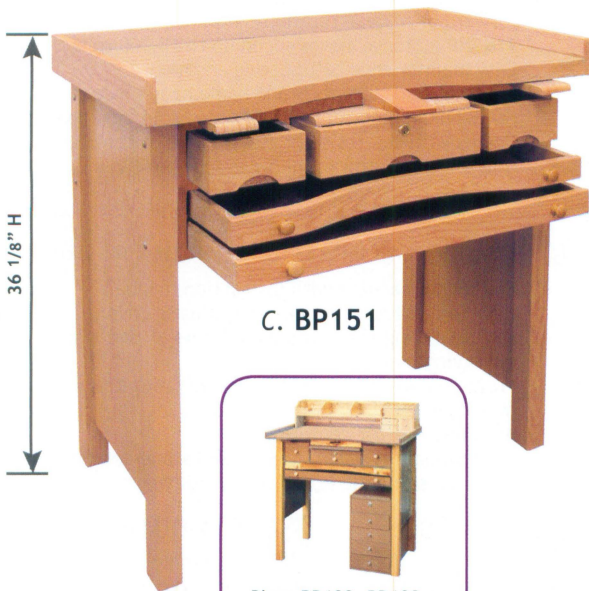
F. T1100-2



Standard Jeweler's Workbenches



B. BP101




C. BP151


Place BP192, BP193, BP194 on workbench and BP181 under the bench for more space.

Benchtop Storage Shelf

* US Patent




D. BP192




E. BP193


F. BP194



Mini Thread & Tool Organizer



A. BP291



Ship flat

A. BP291 14" x 9" x 6 1/2" H (35.6 x 22.8 x 16.5cm)

- * 3 steel rods
- * Assembly required, tools not included

B. BP101 37 1/4" x 18 1/2" x 39 1/8" H (94.5 x 47 x 99.5cm)

- * 3 graduated drawers
- * Aluminum-lined work pan
- * Railing prevents items from falling off the back or sides
- * 2 armrests for support
- * Hardwood bench pin
- * Insert-holes for mandrels

C. BP151 35 1/4" x 21 1/4" x 36 1/8" H (89.5 x 54 x 91.9cm)

- * 3 storage drawers, center drawer locks
- * Railing prevents items from falling off the back or sides
- * A center pull-out shelf and 2 pull-out armrests
- * Hardwood bench pin
- * 2 aluminum-lined catch trays

D. BP192 33 3/4" x 6 1/2" x 8 1/4" H (86 x 16.5 x 21cm)

- * 2 bars to hold pliers and tools
- * 4 drawers (1 drawer for testing kits)
- * 3 layers to hold burs
- * 6 compartments
- * Fits on any 35" or wider workbench (BP101, BP151)
- * Tools not included

E. BP193 33 3/4" x 7 1/8" x 17 1/4" H (86 x 18 x 44cm)

- * 1 front bar to hold pliers and tools
- * 2 shelves, lower shelf slightly angled with 16 holes in size 1/4", 12 holes in size 1/2" for files
- * Assembly required
- * Fits on any 35" or wider workbench (BP101, BP151)
- * Tools not included

F. BP194 33 3/4" x 7 1/4" x 16" H (86 x 18.5 x 41cm)

- * 2 bars to hold pliers and tools, 1 ruler bar
- * 2 slightly angled shelves
- * 16 hooks for hanging beadstring spools, wires and tools
- * Assembly required
- * Fits on any 35" or wider workbench (BP101, BP151)
- * Tools not included

G. BP181 10 1/2" x 16" x 21 1/2" H (27 x 41 x 54.5cm)

- * 5 drawers, top drawer is lockable
- * 4 wheels on bottom (assembly required)
- * Fits under workbench BP101, BP151

H. BP182 10 1/4" x 15 1/4" x 32" H (26 x 39 x 81.5cm)

- * Maximize storage space
- * Each drawer is 2 1/4" deep
- * Weight 44 lbs
- * No assembly required

Bench Drawer

G. BP181



H. BP182



Kit Includes:

B3 T54-001B



1-Reversible Block Font Dial



1-Plastic Cover

B4 T54-001C



1-Reversible Script Font Dial

B1 T54-002



1-Diamond Stylus

B2 T54-003




5-Practice Rings




1-Self-Center Jaw (Set of 3)

B5

T54-001A



First Choice™ Inside-Ring Engraver Kit



B. EGM002

Flexible Shaft System

A. MT8011-BL




A. MT8011-BL

Included:

- * Reversible switch allows the motor to operate in forward or reverse rotation.
- * 1/8 HP motor achieves speed up to 18,000 rpm.
- * Easy maintenance ball-bearing engine.
- * Flexible shaft accepts brand name hand piece.
- * No. 30 hand piece and 39" flexible cable included.
- * Comes with slip-resistant electronic foot control that allows control from low to full speed.

First Choice™ Engraving Machine Kit



Letter type sold separately

C. EGM001B

C1 T54-050/14



C2 T54-050/16



C3 54-052



2 1/2 : 1 ratio

HILL
6 : 1 ratio

B. EGM002 14 1/4" x 14 1/2" x 11" H (36 x 37 x 28cm)

- * Engraving machine with instruction manual, diamond stylus, practice rings, plastic cover, self-centering jaws, and 2 FREE sets of two-sided engraving dials
- * Professionally engraves gold, silver, and other material
- * Automatic letter centering
- * Accommodates narrow, wide, and stone-set rings
- * Diamond stylus tip produces a clean engraving

B1 T54-002

* Diamond Stylus

B3 T54-001B

* Reversible Block Font Dial

B2 T54-003

* Self-Center Jaw
* Comes in a set of 3

B4 T54-001C

* Reversible Script Font Dial

B5 T54-001A

* Reversible Block Font Dial

C. EGM001B 14 1/4" x 15 1/2" x 9 1/2" H (36 x 39 x 24cm)

- * Engraving machine with instruction manual, diamond head cutter, practice plates, brass pins.
- * Professionally engraves gold, silver, and other material that is flat or semi-curved.
- * The pantograph ratio from 2 3/4 : 1 to 6 : 1
- * Accepts both 1 1/4" (32mm) and 2 3/4" (70mm) blanks.
- * Female Vise rotates 360° and accepts objects up to 4" (100mm) in diameter.

C1 T54-050/14

* Replacement Brass Pins (6 pcs)
* To hold objects in the female vise

C2 T54-050/16

* Replacement Diamond Stylus
* Provides clean engraving results

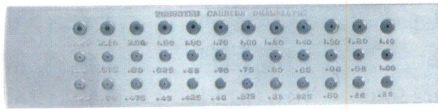
C3 54-052 - Double Line Block Types - 5/8" Letters

* 99 Capitals, 20 numerals, 10 special characters, spacers.

Tungsten Carbide Drawplates

8" x 1 3/4" H (20.2 x 4.5cm)

TDP-9




- * 36-Hole Drawplate
- * Made of polished steel and tungsten carbide
- * Shape of holes: ● (round)
- * Number of holes: 36
- * Smallest hole: 0.26mm
- * Largest hole: 2.20mm

Double Shaft Polisher and Dust Collector

23 7/8" x 17 1/4" x 12" H (61 x 44 x 31cm)

T37-5050

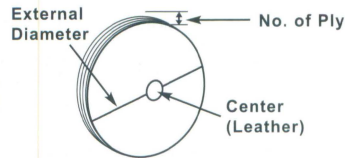



Included:

- * Motor: 1/2 HP pre-lubricated sealed ball bearings motor, 100 - 120 Volt, 6.4 - 7.7 AMP, 3450 RPM, 2 poles, 1/2" straight shaft with tapered spindles at both ends.
- * Lighting: Dual ceramic light sockets (light bulb not included)
- * Filtration: Single 10" fan blower
- * Filter size: 12" x 24" x 1", replaceable standard filters (included)
- * Max. wheel diameter: 6"
- * Shipping weight: 55 lbs.
- * Steel enclosure with powerful dust suction motor

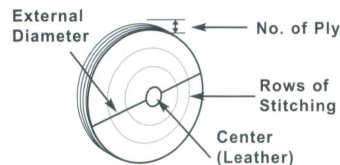
Loose Buffs

- * Loose buffs have a softer action than the stitched type and are used with rouge in the coloring of final polishing.
- * Yellow buffs are chemically treated for enhanced compound-retaining properties.



External Dia.	No. of Ply	Rows Stitching	(White) Item	(Yellow) Item
2"	16	1	T17-1321	T17-2321
3"	30	1	T17-1333	T17-2333
4"	40	1	T17-1344	T17-2344
5"	45	1	T17-1354	T17-2354
	50	1	T17-1355	T17-2355
	60	1	T17-1356	T17-2356
6"	50	1	T17-1365	T17-2365
	60	1	T17-1366	T17-2366
	80	1	T17-1368	T17-2368

Stitched Buffs




External Dia.	No. of Ply	Rows Stitching	(White) Item	(Yellow) Item
2"	16	2	T17-1221	T17-2221
3"	30	3	T17-1233	T17-2233
4"	40	3	T17-1244	T17-2244
5"	45	3	T17-1254	T17-2254
	50	3	T17-1255	T17-2255
	60	3	T17-1256	T17-2256
6"	50	4	T17-1265	T17-2265
	60	4	T17-1266	T17-2266
	80	4	T17-1268	T17-2268

Razor-edge Buffs




External Dia.	No. of Ply	Rows Stitching	(White) Item	(Yellow) Item
4"	12	6	T17-1294	T17-2294
5"	12	8	T17-1295	T17-2295
6"	12	10	T17-1296	T17-2296
6"	20	9	T17-1296-1	T17-2296-1

Inside Ring Felt Buffs




Length x Diameter	White Item
3" x 5/16" ~ 9/16"	T17-3212
3" x 9/16" ~ 3/4"	T17-3213
4" x 5/8" ~ 7/8"	T17-3214
5" x 11/16" ~ 1"	T17-3215

Natural Bristle Wheel Brushes



External Dia.	Bristle Color	Bristle Texture	Center Hole 3/32" Dia.	Center Hole 1/8" Dia.
3/4"	White	Extra Soft	T16-1201	T16-1231
	Grey	Soft	T16-1202	T16-1232
	Brown	Medium	T16-1203	T16-1233
	Black	Stiff	T16-1204	T16-1234
7/8"	White	Extra Soft	T16-1211	T16-1241
	Grey	Soft	T16-1212	T16-1242
	Brown	Medium	T16-1213	T16-1243
	Black	Stiff	T16-1214	T16-1244
1"	White	Extra Soft	T16-1221	T16-1251
	Grey	Soft	T16-1222	T16-1252
	Brown	Medium	T16-1223	T16-1253
	Black	Stiff	T16-1224	T16-1254
5/8"	White	Extra Soft		T16-1261
	Grey	Soft		T16-1262

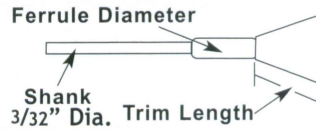
Mounted on 3/32" Dia. Shank



Bristle Color	Bristle Texture	External 3/4" Dia.	External 7/8" Dia.	External 1" Dia.
White	Extra Soft	T16-1101	T16-1111	T16-1121
Grey	Soft	T16-1102	T16-1112	T16-1122
Brown	Medium	T16-1103	T16-1113	T16-1123
Black	Stiff	T16-1104	T16-1114	T16-1124


End Bristle Brushes

Mounted on 3/32" Dia. Shank



Trim Length	Bristle Color	Bristle Texture	Ferrule 3/16" Dia.	Ferrule 1/4" Dia.
1/4"	White	Soft	T16-2101	T16-2131
	Brown	Medium	T16-2102	T16-2132
	Black	Stiff	T16-2103	T16-2133
3/8"	White	Soft	T16-2111	T16-2141
	Brown	Medium	T16-2112	T16-2142
	Black	Stiff	T16-2113	T16-2143
1/2"	White	Soft	T16-2121	T16-2151
	Brown	Medium	T16-2122	T16-2152
	Black	Stiff	T16-2123	T16-2153

Brass & Steel Wheel Brushes



External Dia.	Material	Wire Style	Center Hole 3/32" Dia.	Center Hole 1/8" Dia.
3/4"	Brass	Crimped	T16-5201	T16-5206
	Brass	Straight	T16-5202	T16-5207
	Steel	Crimped	T16-5203	T16-5208
	Steel	Straight	T16-5204	T16-5209

Brass & Steel End Bristle Brushes

Mounted on 3/32" Dia. Shank



Material	Wire Style	1/4" Trim Length	1/2" Trim Length
Brass	Crimped	T16-4101	T16-4121
Brass	Straight	T16-4102	T16-4122
Steel	Crimped	T16-4103	T16-4123
Steel	Straight	T16-4104	T16-4124


Jewelry Test Kit Box

* Testing kit not included




A. T44-9210

Wood Bur Box



D. T18-9241

B. T18-9243



E. T18-9240

C. T18-9242

A. T44-9210 4 1/4" x 2 3/4" x 4 1/8" H (10.8 x 7 x 10.5cm)
* 5 Grids

B. T18-9243 5" x 5" x 2 1/2" H (12.7 x 12.7 x 6.3cm)
* Holds 100 Burs

C. T18-9242 5 3/4" x 3 3/8" x 2 1/2" H (14.6 x 8.6 x 6.3cm)
* Holds 72 Burs

D. T18-9241 4 1/2" x 2 5/8" x 2 1/2" H (11.4 x 6.7 x 6.3cm)
* Holds 36 Burs

E. T18-9240 3 1/2" x 1 7/8" x 2 1/2" H (8.9 x 4.7 x 6.3cm)
* Holds 12 Burs

F. T19-7935 4" Dia. (102mm)
* Capacity: 175 dwt * Up to 3370°F (1850°C)
* Depth: 1 3/8" (35mm)

G. T19-7933 3" Dia. (76mm)
* Capacity: 100 dwt * Up to 3370°F (1850°C)
* Depth: 1" (25mm)

H. T19-7932 2 1/4" Dia. (57mm)
* Capacity: 40 dwt * Up to 3370°F (1850°C)
* Depth: 3/4" (19mm)

I. T19-7931 1 3/4" Dia. (44mm)
* Capacity: 20 dwt * Up to 3370°F (1850°C)
* Depth: 5/8" (16mm)

J. T51-1102 3" Dia. (76mm)
* Efficiently grinds into desired fineness

K. T19-4606 * Round, capacity (6 oz) * Up to 3370°F (1850°C)

L. T19-4609 * Round, capacity (9 oz) * Up to 3370°F (1850°C)

M. T19-4725 * Square V-Slot, capacity (25 oz) * Up to 3370°F (1850°C)

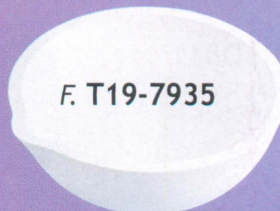
N. T19-7941 Capacity: 8 oz
* Suitable for casting high-temperature alloys

O. T19-7942 Capacity: 10 oz
* Suitable for casting high-temperature alloys

Melting Crucibles

H. T19-7932

F. T19-7935



I. T19-7931


G. T19-7933

Mortar and Pestle Set



J. T51-1102

Hooded Crucibles



K. T19-4606

L. T19-4609

M. T19-4725

High Temperature Melting Dish



N. T19-7941

Straight-side Melting Crucible



O. T19-7942

High-Back Melting Crucible

LED Lighted Loupe



10X: **LO811**
21mm Triplet
Silver/Black



- * Feature 6 bright white LED lights.
- * Come with LED on/off switch
- * Battery included

LED/ UV Dual Lighted Loupe

10X: **LO821**
21mm Triplet
Silver/Black



- * Feature 6 bright white LED lights.
- * Come with LED/UV switch, battery included

Finger Size Gauge


GA20

- * Made of plastic
- * Easy to read numbers
- * Graduated in U.S. standard 1/2 size from 1-13



Ring Measuring Sticks


* Graduated in U.S. standard 1/2 size from 1-15



Repair Envelope Holder

* Repair envelopes available separately


5 removable dividers included



LTE4A

Acrylic Tray

3 1/4" x 14 3/4" x 4 1/2" H
(89 x 375 x 114mm)




Textured paper covers a durable wood box

LTE3 (BK)

Small Black Tray

4" x 7 1/2" x 4" H
(100 x 190 x 100mm)



LTE4 (BK)

Large Black Tray

4" x 14 3/4" x 4" H
(100 x 375 x 100mm)

Portable Scale

6 5/8" x 8" x 2 1/2" (168 x 203 x 63mm)



T40-D600

- * Max: 600g, d: 0.1g
- * Operated by batteries and adapter (adapter not included)

3 Part Layaway Envelopes

Envelope Size: 3 1/8" W x 5 3/4" H (80 x 145mm)



EN10-1 ~ EN19-1


Item	Series
EN10-1	1-1000
EN11-1	1001-2000
EN12-1	2001-3000
EN13-1	3001-4000
EN14-1	4001-5000
EN15-1	5001-6000
EN16-1	6001-7000
EN17-1	7001-8000
EN18-1	8001-9000
EN19-1	9001-10000

- * Natural Kraft
- * Pre-Gummed Flap
- * Feature detachable claim check

Utility Envelopes

3 3/8" W x 6" H (87 x 150mm)

EN36-1



Natural Kraft

Pre-Gummed Flap

- * Heavy gummed flaps are designed for safekeeping.

Mini Pocket Scale

4 7/8" x 3 1/4" x 7/8" (124 x 82 x 22mm)

B1250




- * Max: 250g
- * Accuracy Capacity: **0.1g-250g**
- * Tare weight capacity
- * 4 weighing modes: g, oz, ozt, dwt
- * Auto-Off energy saving
- * Easy-to-read display
- * Protective slip-on cover
- * AAA battery powered (included)

■ Precision Loupe with Leather Case




18MM Triplet



18mm Triplet, Gold/Black

10X: L013
15X: L013-15
20X: L013-20



18mm Triplet, Goldtone

10X: L018
15X: L018-15
20X: L018-20



18mm Triplet, Silver/Black

10X: L019
15X: L019-15
20X: L019-20



18mm Triplet, Silver/Black Rubber Grip

10X: L019R
15X: L019R-15
20X: L019R-20



18mm Triplet, Silvertone

10X: L020
15X: L020-15
20X: L020-20



18mm Triplet, Black

10X: L022
15X: L022-15
20X: L022-20

20.5MM Triplet



20.5mm Triplet, Silver/Black

10X: L026
15X: L026-15
20X: L026-20



20.5mm Triplet, Gold/Black

10X: L027
15X: L027-15
20X: L027-20



20.5mm Triplet, Black/Black

10X: L028
15X: L028-15
20X: L028-20

21MM Triplet



21mm Triplet, Silvertone

10X: L038
15X: L038-15
20X: L038-20



21mm Triplet, Goldtone

10X: L039
15X: L039-15
20X: L039-20


Tri-Loupe



10X, 15X, 20X
L089
18mm Triplet Silvertone

Double Loupe

18mm Triplet
12mm 5 Elements
Silvertone



10X, 20X:
L042

12mm 5 Elements



20X: L043
Silvertone

18MM Doublet

No Leather Case Included.



18mm Doublet, Silver/Black
10X: L030
15X: L030-15

18MM Doublet



10X: L08
Silver/Black

21MM Doublet



10X: L09
Silver/Black

Loupe Chain



L034
Silvertone



L035
Goldtone



Chain Length:
30" L (76cm)

Giant Magnifier Loupe



10X: L0900
Open size: 6 1/4" x 2 1/4"